

Fig. 402.

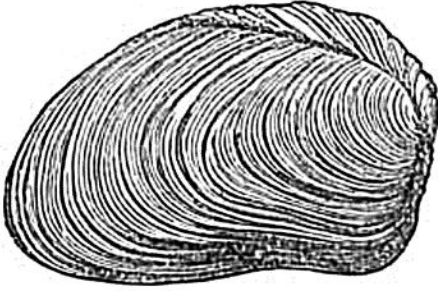
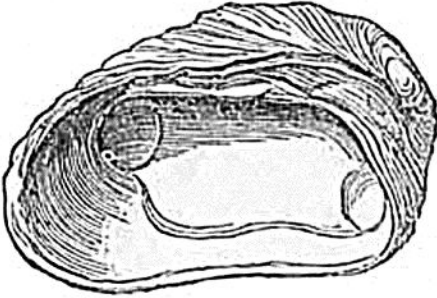


Fig. 403.

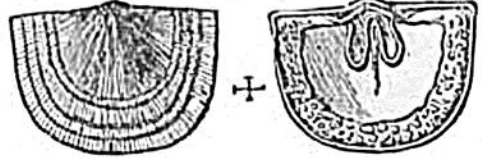


Spirifer Walcott, Sew.
Lower Lias.



Hippopodium ponderosum, Sow.
 $\frac{1}{2}$ diam. Lias, Cheltenham.

Fig. 404.



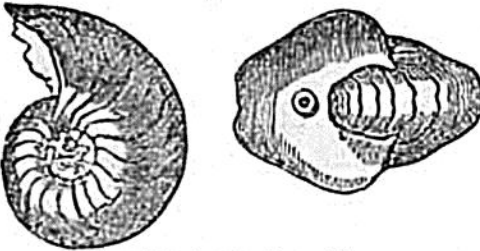
Leptæna Moorei, Dav.
Upper Lias, Ilminster.

Fig. 406.



Ammonites Nodotianus ?
A. striatulus, Sow.
Lias.

Fig. 405.



Nautilus truncatus. Lias.

Fig. 407.



Ammonites Bifrons, Brug.
A. Walcottii, Sow.
Upper Lias shales.

(fig. 408) is conspicuous. Of *Ophioderma Egertoni* (fig. 409), referable to the *Ophiuræ* of Müller, perfect specimens have been met with in the marlstone beds of Dorset and Yorkshire.